

# GRIPPS®

## GRIPPS Technical Specification Sheet:

### GRIPPS® Tool Ring Models: H01036, H01037, H01038



**H01036**  
Tool Ring  
**Diameter:** 19mm | 0.75"  
**Thickness:** 3.6mm | 0.14"  
**Max Load:** 0.9 kg | 2.0lbs

**H01037**  
Tool Ring  
**Diameter:** 25mm | 1.0"  
**Thickness:** 3.6mm | 0.14"  
**Max Load:** 0.9 kg | 2.0lbs

**H01038**  
Tool Ring  
**Diameter:** 38mm | 1.5"  
**Thickness:** 4.6mm | 0.18"  
**Max Load:** 0.9 kg | 2.0lbs

### FOR PRODUCT SUPPORT CONTACT:

support@gripps.com | +61 3 8383 9458

WWW.GRIPPS.COM

## GRIPPS® Tool Ring

### SAFETY INFORMATION

**⚠️ WARNING** Before using the GRIPPS® Tool Rings, read all provided safety information pertaining to the use of your Dropped Tool Prevention (DTP) device. FAILURE TO DO SO COULD RESULT IN INJURY OR DEATH.

The user of a DTP device bears the responsibility of reading all safety information contained herein. Keep this manual for future reference.

#### Intended Use:

When used properly, the GRIPPS® Tool Rings can prevent workplace hazards resulting from dropped tools. These may include personal injury and material damage.

GRIPPS® does not approve use of this device for any activities not described in the User Instructions. This device is not intended to be used in any recreational activity, as a personal fall-arrest device or in any other manner not described herein.

**⚠️ WARNING** Misuse of this device could result in serious injury or death.

Adhere to all manufacturer recommendations regarding the operation and maintenance of this device. For additional information, contact GRIPPS® customer support.

Read and adhere to the following in order to ensure correct operational functionality:

- Your DTP should never be used as a personal fall-arrest device or restraint system.
- Do not use this device with tools that exceed the specified maximum load/weight.
- A DTP device used in applications that exceed the limits of operation specified by the manufacturer should be considered unsafe and should be replaced.
- Do not tether a tool over 2.5kg/5.5lbs directly to your clothing or person.
- Inspect your DTP device before each use.
- Ensure the DTP device is securely connected to a load rated tool connector or anchor point before use.
- Inspect any tool connector point before it is connected to the DTP device.
- Modification of the DTP device voids all warranties and violates manufacturer recommendations.
- Do not use a tool that cannot be connected to your DTP in the manner specified by GRIPPS®.
- It is unsafe to extend the length of the DTP product by any means.
- Do not use this product if it will create an unsafe working environment.
- Use extra precaution around moving machinery, moving parts, electrical hazards, extreme temperatures, chemical hazards, or combustion hazards.
- Tool Rings are made of conductive material and will not resist an electrical arc.
- Excessive twisting of tools may cause the Tool Ring to roll out of expandable clips (such as single action carabiners etc.) take care to avoid such twisting.

- All connected tools and equipment, including connection points, must be compatible for use with this DTP device.
- Always wear appropriate personal protective equipment.
- All procedures shown in this instruction are for GRIPPS® Tool Ring products only.

### GENERAL USE AND CARE

Tool Rings are designed to be used with GRIPPS® load-rated Tool Connectors, as well as with most conventional tools that have preexisting connection points or pre-formed holes.

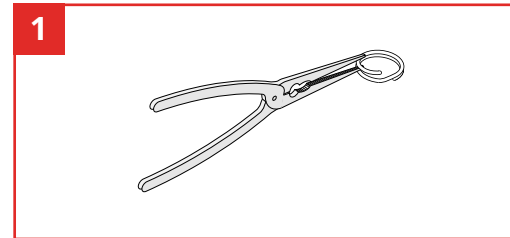
#### Recommended Use of GRIPPS® Tool Rings:

1. Only use on tools that weigh up to 0.9kg/2.0lbs.
2. Use the Tool Ring device only when there are pre-formed holes in a tool, or when the Tool Ring can be fitted around a tool in such a way where it cannot slide off.
3. Never modify a tool in a way that would void the manufacturer's warranty (e.g. drilling a hole into the tool).
4. Never fit a tool or tether onto a Tool Ring in such a way that they can slide out of the two halves of the Tool Ring.
5. Only use in combination with GRIPPS® Tool Tethers.

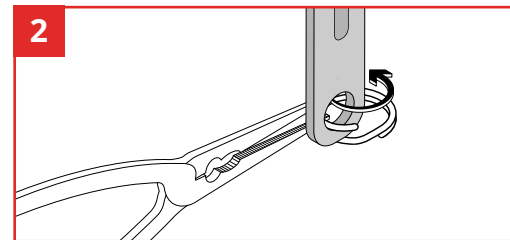
#### Before Use:

Thoroughly inspect your GRIPPS® DTP device before each use. Do not use any component that presents deformities or deterioration.

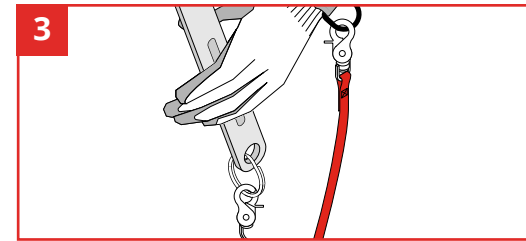
### HOW TO USE / INSTRUCTIONS:



Pry the two halves of Tool Ring open with a set of ring pliers or needle nose pliers.



Using the needle nose pliers, thread the pried-open halves of the Tool Ring into the tool aperture. Rotate the Tool Ring until both halves of the Tool Ring are inside the tool aperture and the tool is secured.



Once the tool ring is applied to your chosen tool, connect the tool ring to a GRIPPS® tether of choice.

#### After Use Care:

Clean and inspect the Tool Ring, tether and connected tool. For tougher stains, use warm water and a mild soap or detergent. Do not use again until dry.

Store in a clean and dry environment. Proper care will help to ensure that it will operate effectively and extend its service.

# GRIPPS®



linkedin.com/company/grippsglobal



youtube.com/@gripps3480grippsglobal



facebook.com/grippsglobal



instagram.com/grippsglobal